

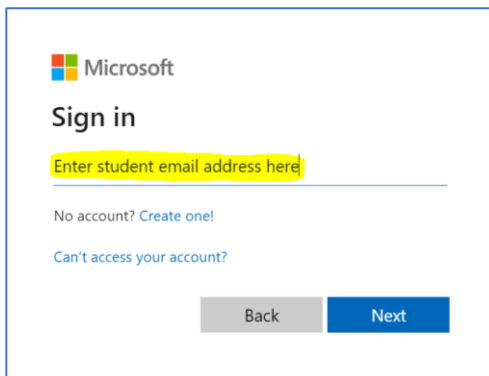


ENDEAVOUR  
College of  
Natural Health

**Step 1:** Ensure you are logged into Microsoft Office 365 portal first using your Endeavour student email address and password.

In a web browser go to <https://portal.office.com>

Enter your username: 123456@eweb.endeavour.edu.au (example) and click **Next**



Microsoft

Sign in

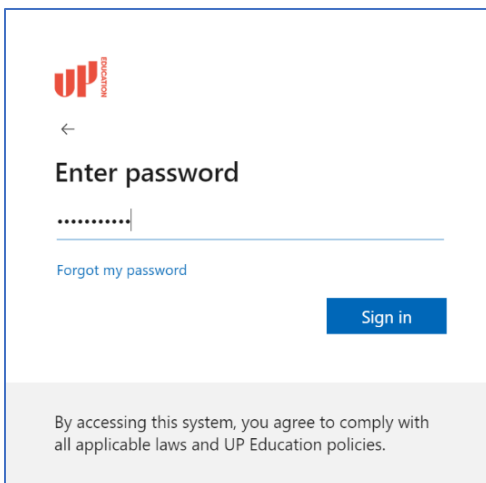
Enter student email address here

No account? [Create one!](#)

Can't access your account?

Back Next

**Step 2:** Input your password



UP EDUCATION

←

Enter password

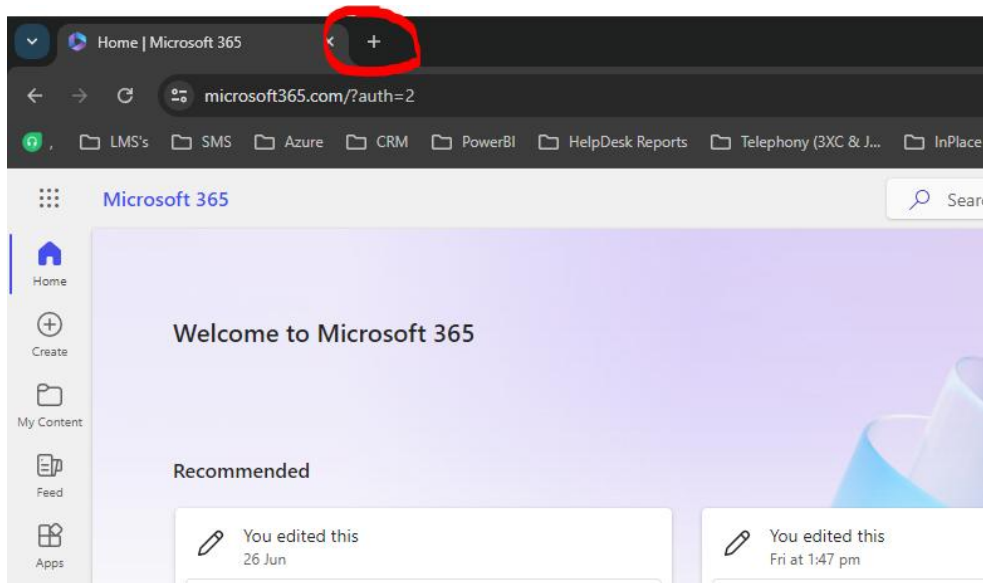
.....

[Forgot my password](#)

Sign in

By accessing this system, you agree to comply with all applicable laws and UP Education policies.

**Step 3:** In the same browser, open another tab and go the Student Portal website: <https://endeavour.meshedhe.com.au/>



**Step 4:** Click on the **Student** button. Please leave the username and password fields blank as you do not have to enter these details on this page as it's validating your login credentials from **Step 1** when you logged into MS Office 365 Portal. If it doesn't log in, then click on the **Microsoft** button and login the same way as you did in **Step 1** and **2**.

